









Werkblad 3: Wat is een voertuig van hulpverleners?

Opdracht: Knip de voertuigen uit. Plak de voertuigen van hulpverleners links op een papier. Plak de overige voertuigen rechts.



Oktober 2011: Op weg met geluiden en signalen